

# Year 10 Revision Toolkit. 'Blurting' and 'Dual Coding.'

Ms Goode and Ms Hussain.

# Title: Revision Methods

**Starter Task:** What does it mean to revise? Write a sentence explaining this in your own words. *In my opinion, to revise something means to...*

**Challenge:** Do you know of any revision methods that might be useful for your GCSEs? Make a list.



twinkl.com

**Need some help getting started:**  
What do the images to the left imply that revision involves?

# What is Revision?

- The study of work that they have already covered, to prepare for an examination
- The retrieval of information from their long term memory to secure their subject knowledge
- Their familiarization with the structure and expectations of the exam question
- The practice of key skills
- The combination of subject knowledge and exam skills to result in success
- **Essentially, it is now time for them to become experts in subjects!**

**From now on, it is important that they take responsibility for their revision of their subjects.**

**How can they do this? Let's look at some methods together.**

# Revision Methods: Blurting

These methods help you to revise your knowledge of the play. Alone, they do not ensure success in the exam itself. Once you feel secure in your knowledge, it is then best to practice exam questions.

Blurting is a great memory technique to both start your revision and then as a way of testing your knowledge towards the end of your revision.

It is a process of 'blurting' out everything that you can remember about a topic and writing it down on a page as quickly as you can.

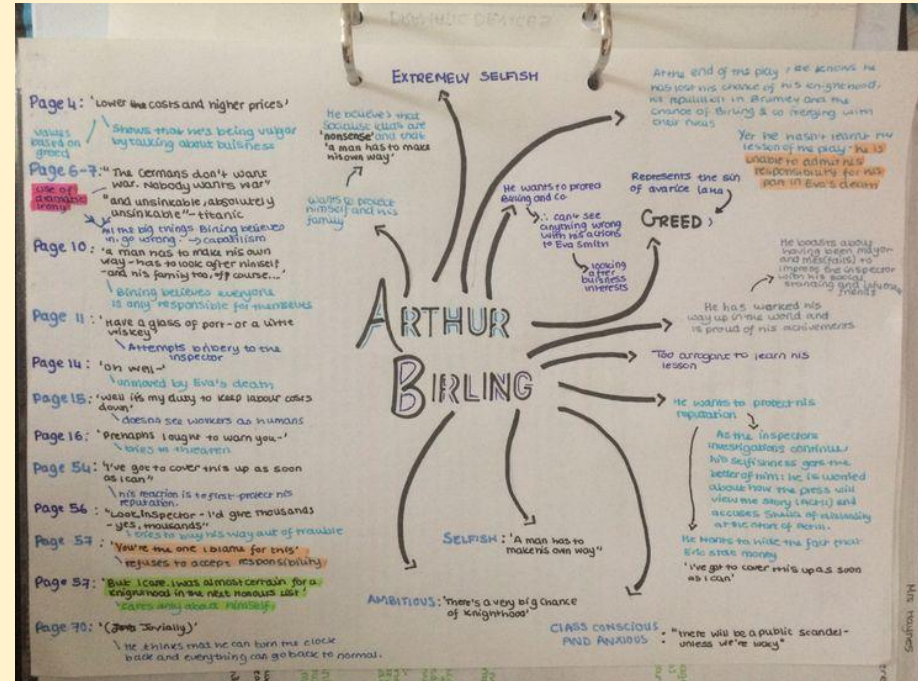
Doing this at the very start of your revision will help to identify gaps in your knowledge.

Doing this again once you have heavily revised a topic will allow you to test your knowledge.

For more about this method, watch:

<https://www.youtube.com/watch?v=BY3srtxo29w>

**Note:** Blurts don't need to look as neat as the one below! The important thing is to get down all you can remember on one page.



# Revision Methods: Dual Coding

These methods help you to revise your knowledge of the play. Alone, they do not ensure success in the exam itself. Once you feel secure in your knowledge, it is then best to practice exam questions.

Dual Coding is defined as:

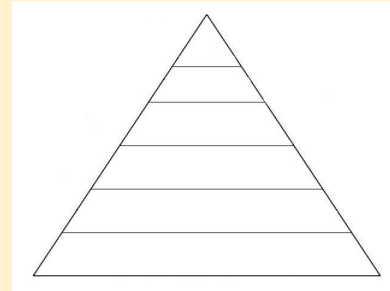
“The process of combining verbal materials with visual materials. There are many ways to visually represent material, such as with infographics, timelines, cartoon strips, diagrams, and graphic organizers. When you have the same information in two formats – words and visuals – it gives you two ways of remembering the information later on. Combining these visuals with words is an effective way to study.”

Dual coding is a technique that should be used towards the end of your revision when your knowledge is secure. It requires you to draw images that prompt your memory.

As stated on the previous slide, you could draw images on flash cards to help you remember key things about your literature texts. Can you guess what the images to the right represent about ‘Macbeth’?

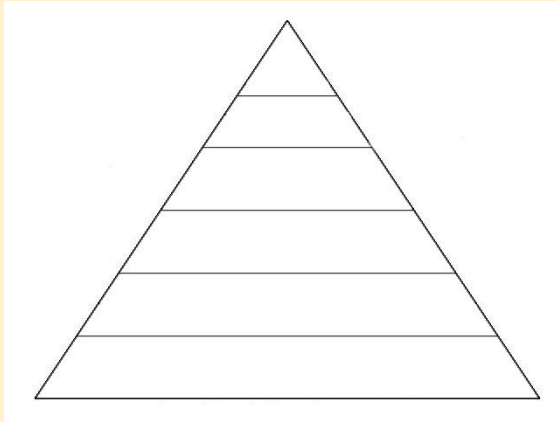
For more about this method, watch:

[https://www.youtube.com/watch?v=13tWnfjRLSY&feature=emb\\_logo](https://www.youtube.com/watch?v=13tWnfjRLSY&feature=emb_logo)



# Revision Methods: Dual Coding

These methods help you to revise your knowledge of the play. Alone, they do not ensure success in the exam itself. Once you feel secure in your knowledge, it is then best to practice exam questions.



Social Hierarchy = The Great Chain of Being



Theme of Ambition = 'that is a step On which I must fall down, or else o'erleap'



Theme of violence. Bloody hands = symbol of guilt.